






# Séance 76 Dizaines et unités

1  Complète.

<p>a)</p>  <p><i>soixante et un</i></p>	<div style="border: 1px solid black; padding: 5px; text-align: center; width: 50px; margin: 0 auto;">61</div>	
<p>b)</p>  <p><i>cinquante-six</i></p>	<div style="border: 1px solid black; width: 50px; height: 20px; margin: 0 auto;"></div>	
<p>c)</p>  <p><i>vingt-sept</i></p>	<div style="border: 1px solid black; width: 50px; height: 20px; margin: 0 auto;"></div>	
<p>d)</p>  <p><i>quarante-six</i></p>	<div style="border: 1px solid black; width: 50px; height: 20px; margin: 0 auto;"></div>	
	<p>dizaines</p> <div style="border: 1px solid black; width: 50px; height: 20px; margin: 0 auto;"></div>	<p>unités</p> <div style="border: 1px solid black; width: 50px; height: 20px; margin: 0 auto;"></div>

**2**  Complète.

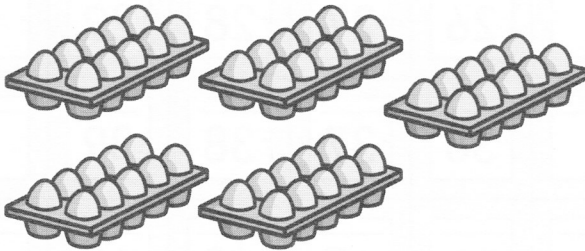
a)



Dizaines	Unités
<input type="text"/>	<input type="text"/>

Il y a  boîtes de conserve en tout.

b)




Dizaines	Unités
<input type="text"/>	<input type="text"/>

Il y a  œufs en tout.


**3**  Colorie le nombre de carrés demandé.

a)



3 dizaines et 5 unités

b)



6 dizaines et 9 unités